

# ACE Green Cities Update

*Andy Gregory, Port of Seattle*

*Joanna Nelson des Flores, Forterra*

*Gabbi Gonzales, City of Burien*

*Ngam Nguyen, Partner in Employment*



# Today's Presentation

- ACE Background
- Green Cities Program Overview
- Accomplishments So Far
- Value of Partnerships
- 2021 Work Plan
- Next Steps and Sustaining Resources



# Airport Community Ecology Fund

- \$1 Million in 2016 for Burien, Des Moines and SeaTac
- Small Matching Grants Program
- Forterra contract for Green City Programs



# ACE Small Matching Grants

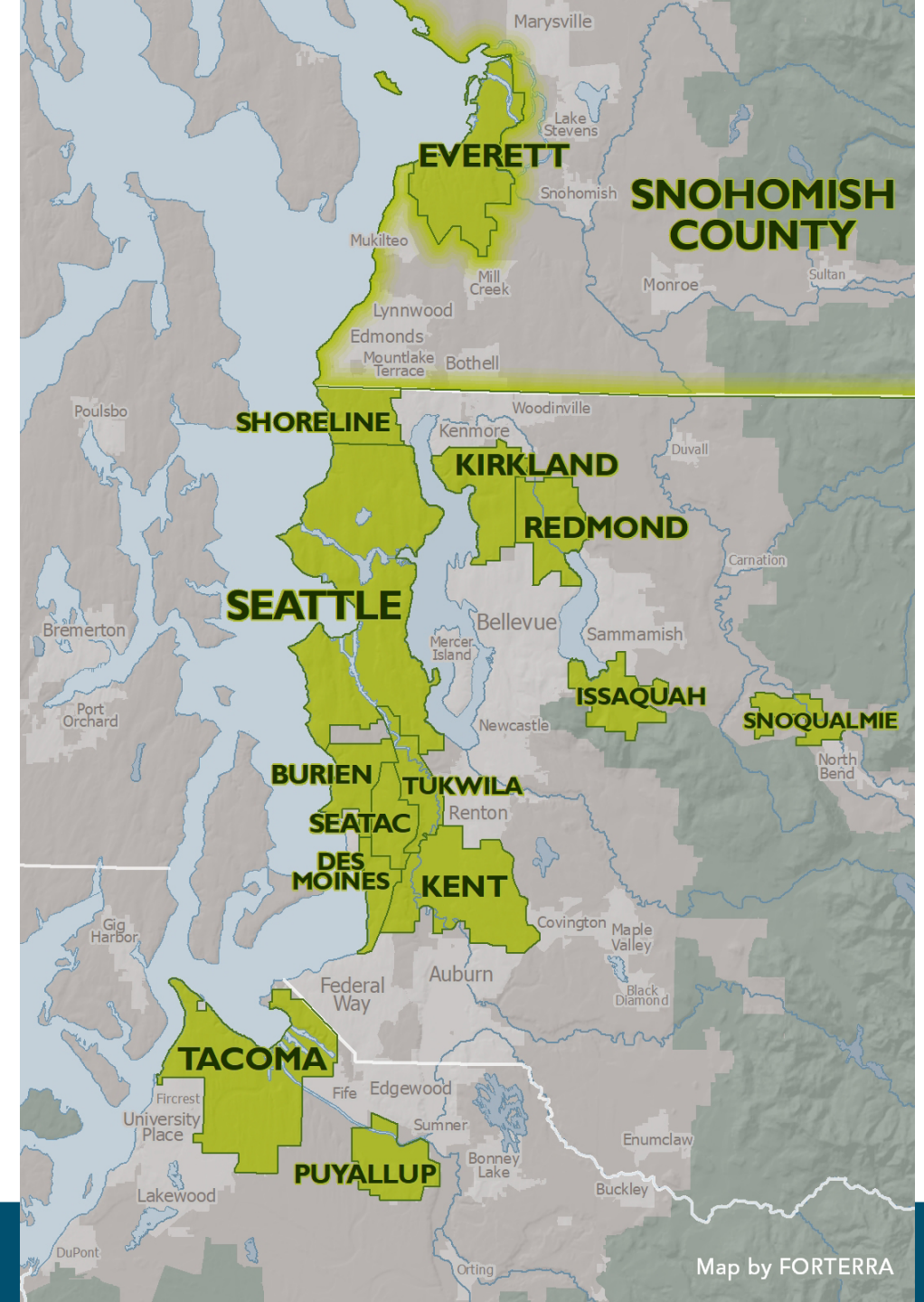
- 42 Recipients
- \$385,000
- 880 trees planted
- 21,567 volunteer hours
- \$2,507,305 total matched!
- (Note several projects are in progress and some figures are projections)



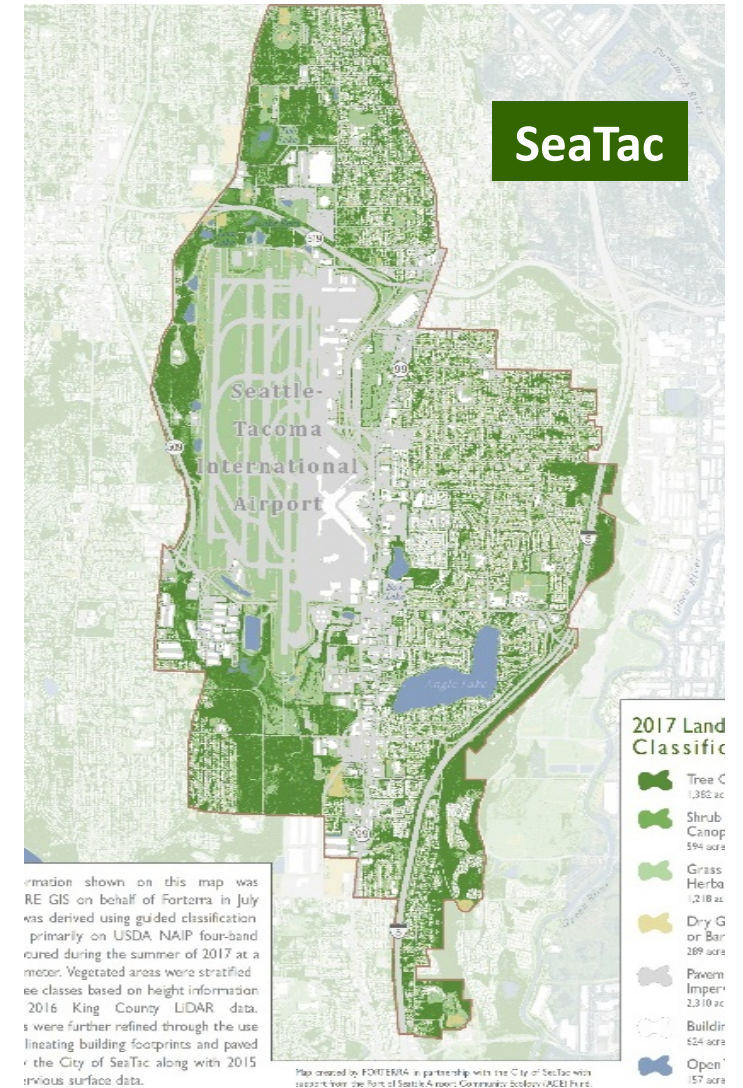
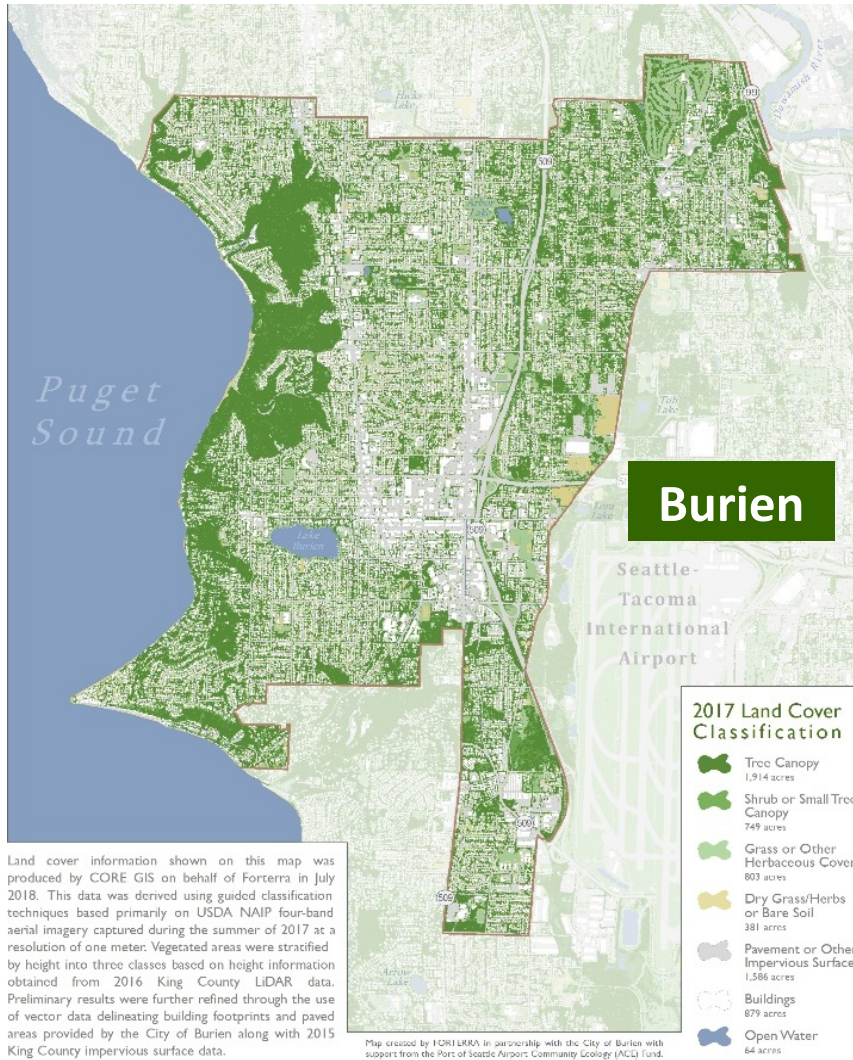
# Green City Partnerships Overview

## 2005-2021 IMPACTS

- 15 GREEN CITIES/COUNTIES
- COMBINED GOAL: ~13,000 ACRES
- SERVING MORE THAN 1.6 M PEOPLE
- 1.5 M HOURS OF VOLUNTEERS
- MORE THAN 3360 ACRES IN RESTORATION
- 1.5 M FOREST TREES AND SHRUBS PLANTED



# Canopy Assessments



Land cover information shown on this map was produced by CORE GIS on behalf of Forterra in July 2018. This data was derived using guided classification techniques based primarily on USDA NAIP four-band aerial imagery captured during the summer of 2017 at a resolution of one meter. Vegetated areas were stratified by height into three classes based on height information obtained from 2016 King County LIDAR data. Preliminary results were further refined through the use of vector data delineating building footprints and paved areas provided by the City of Burien along with 2015 King County Impervious surface data.

Information shown on this map was produced by CORE GIS on behalf of Forterra in July 2018. This data was derived using guided classification techniques based primarily on USDA NAIP four-band aerial imagery captured during the summer of 2017 at a resolution of one meter. Vegetated areas were stratified by height into three classes based on height information obtained from 2016 King County LIDAR data. Preliminary results were further refined through the use of vector data delineating building footprints and paved areas provided by the City of SeaTac along with 2015 King County Impervious surface data.

# Urban Forest Management Plans



# Measurable Accomplishments

2019-2021:

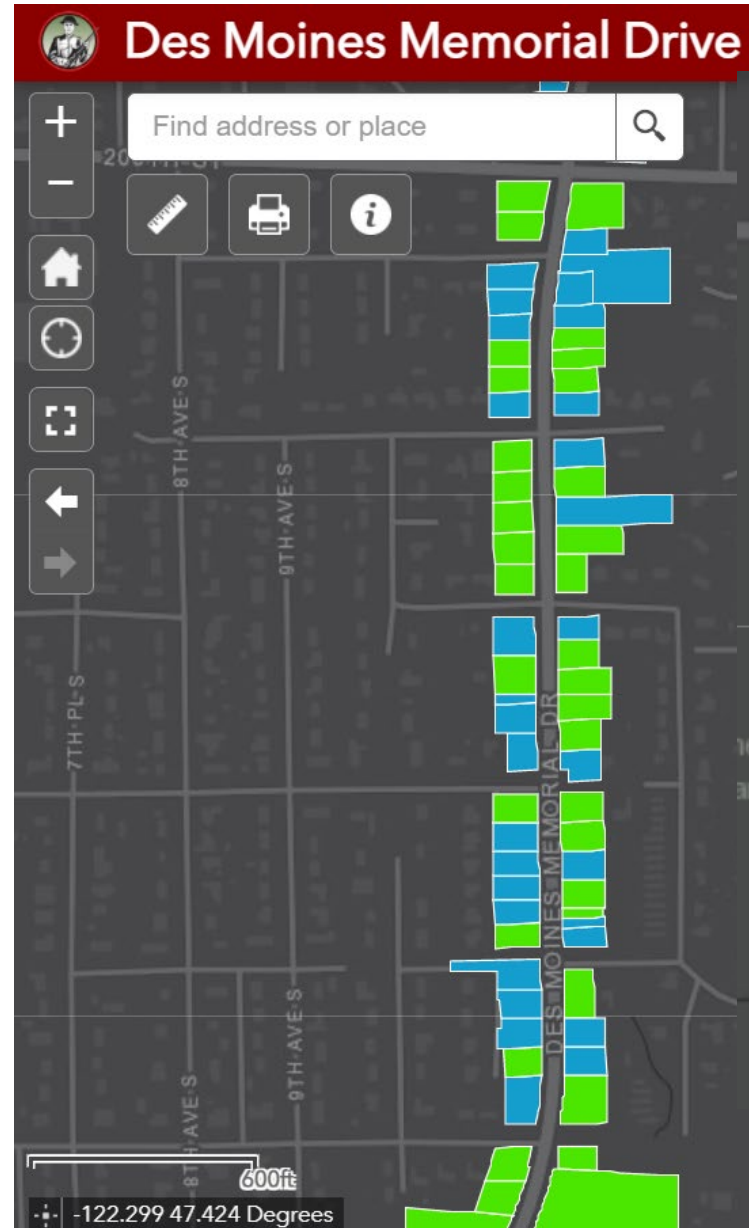
- Volunteer events: 30 (1,250 hours)
- Paid youth crew hours: 2,775
- City Council and community meetings: 23
- Forest Stewards: 10
- Parks in restoration: 11
- Trees and shrubs planted: 1,052
- Trees distributed: 252







# Des Moines Memorial Drive

- Interactive Web map
  - Rates all properties along the Drive according to their suitability for elm trees or commemorative sidewalk plaque
- Outreach mailer and flyers created



### Map Legend

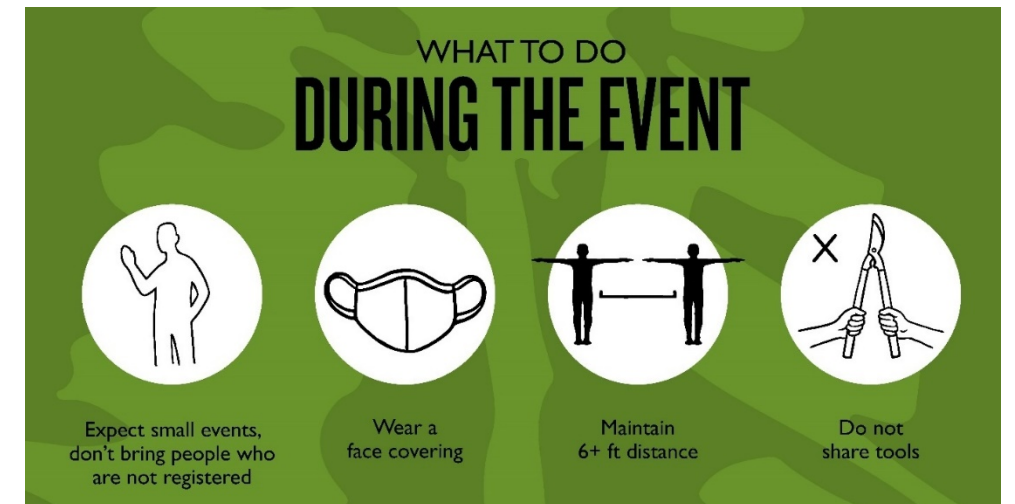
Parcel

-  Elm Tree
-  Commemorative Plaque



# COVID IMPACTS

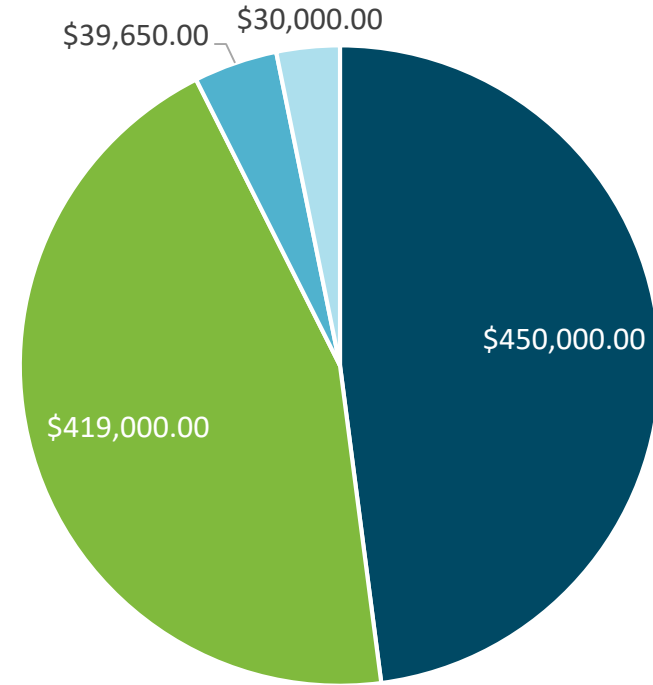
- 2020 events were on hold for 7 months
- Developed COVID safe event protocols
- Limited to staff and Forest Stewards comfortable leading events.
- Small events up to 5 people



# It Takes a Partnership

- Port of Seattle
- City of Burien
- City of SeaTac
- City of Des Moines
- Forterra
- Highline Public Schools
- Partner In Employment
- State DNR/US Forest Service
- King Conservation District
- Highline Botanical Garden
- South King County Native Coalition
- EarthCorps
- Des Moines Memorial Drive
- McKinstry
- Weyerhaeuser

Total Investment To Date



- Port ACE Fund
- Leverage/Match
- Volunteer Value
- Other Port Funds

# Gabbi Gonzales, Recreation Specialist



# Green Burien Partnership – Goals and Funding

## Goals

- Develop a 20-year plan to increase canopy cover by 20%
- Implement volunteer programs to help meet restoration goals

## Funding

- The Port of Seattle's ACE Fund through 12/2021
- City of Burien dedicating 0.25 FTE to manage Green Burien
- City of Burien is evaluating ways to continue funding the implementation of the Green Burien Forest Stewardship Plan



# Green Burien Partnership – COVID-19

- Forterra developed safety protocol that the City of Burien was able to implement with Park Stewards
- Transitioned special events from one day to a weeklong celebration
- Transitioned large school group events into micro events throughout a large park or green space



# Green Burien Partnership – 2021 Program Goals

- Expand Partnerships
  - Partners in Employment (PIE)
  - EarthCorps
  - Scully Serves
  - Yeti
  - Schools and more
- Maintain and expand restoration activities
- Continue hosting restoration special events



# Ngam Nguyen, Deputy Director



Partner in  
Employment



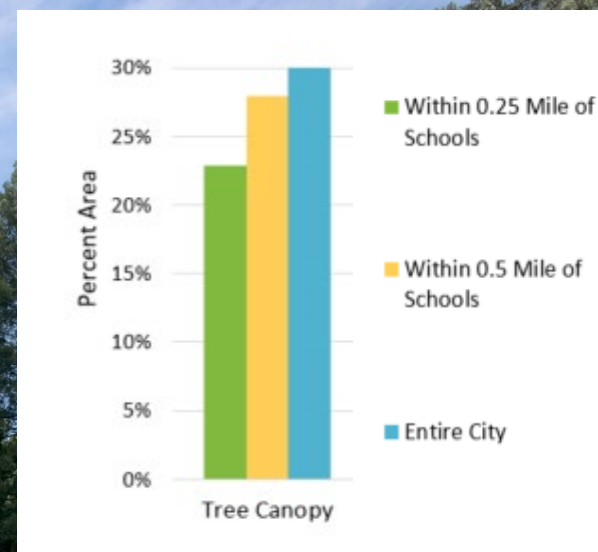


# Highline Public Schools Canopy Enhancement Project

## 300K WA DNR/US Forest Service funding

Goals of the pilot project:

1. Adapt Green City Partnership programs to include a student-based community engagement model
2. Empower Highline SD students to become community leaders and environmental stewards and aid them in their future career path
3. Expand networks of urban forestry stewards within and across partner cities
4. Improve social and environmental conditions to address social and environmental inequities



# Scope of Work 2021

## Implementation

- **Forest Stewards**—support, more recruitment and training
- **Volunteer Events** —more opportunities for people to get involved
- **CEDAR** —event registration, management, and data reporting tool
- **Program Promotion** —social media, web, monthly newsletters, and presentations
- **PIE Youth Forest Steward** —paid youth crew opportunity
- **Tree Walks** —guided educational walks, 1/city
- **Arborist Training** -for City staff and public
- **CommuniTrees Tree Distribution Event** —to increase tree canopy on private property
- **Community Tree Planting** — to increase tree canopy in communities outside of parks
- **Green City Days** —fall planting and Partnership celebration events in local parks
- **Green Cities “Toolbox”** —resources and management tools created for the program



# Continuing Resources

Common themes of successful programs

- Staff capacity
- Funding
- Support (community, city staff and leadership)



# Questions?

